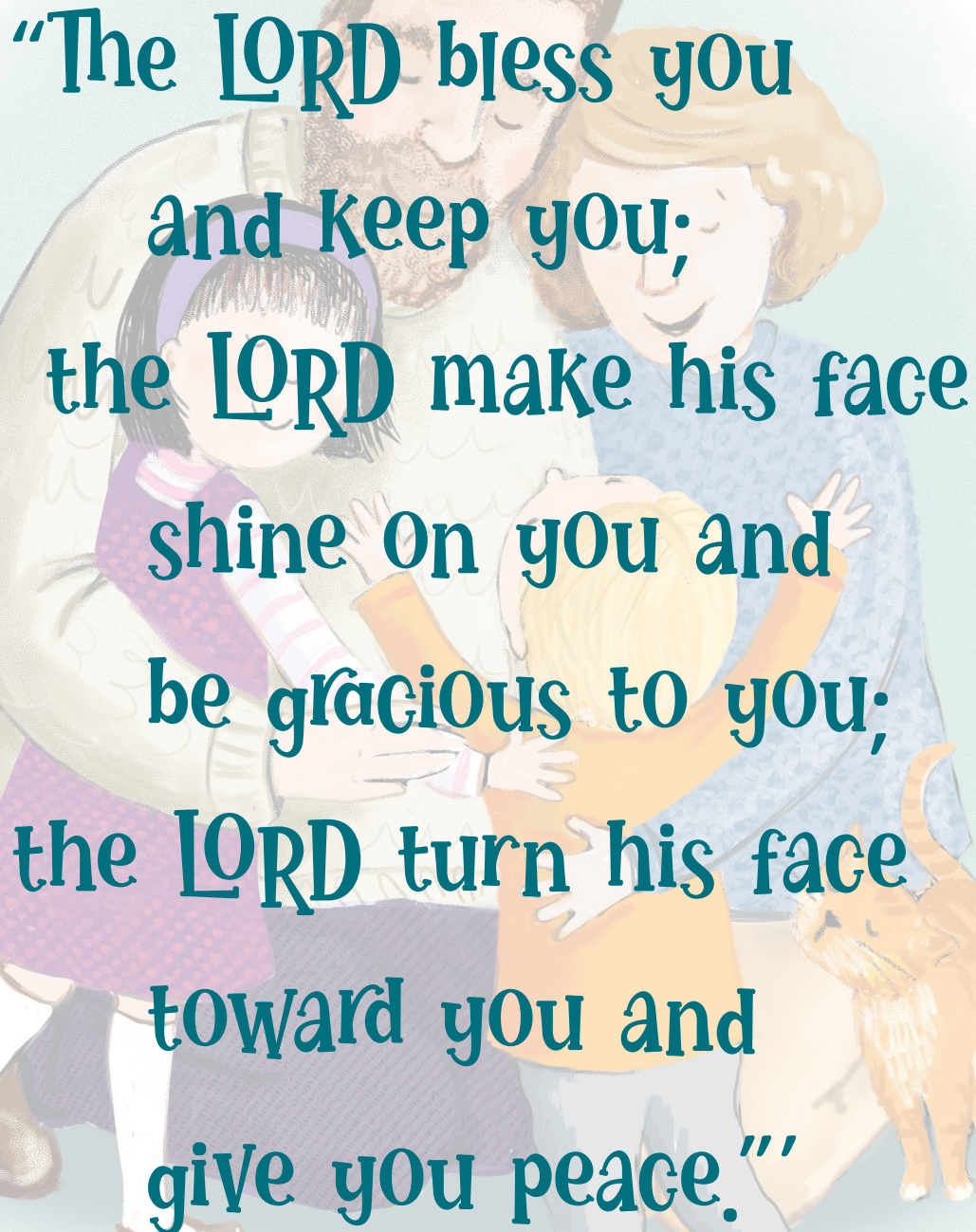


This Special
BLESSING
for You

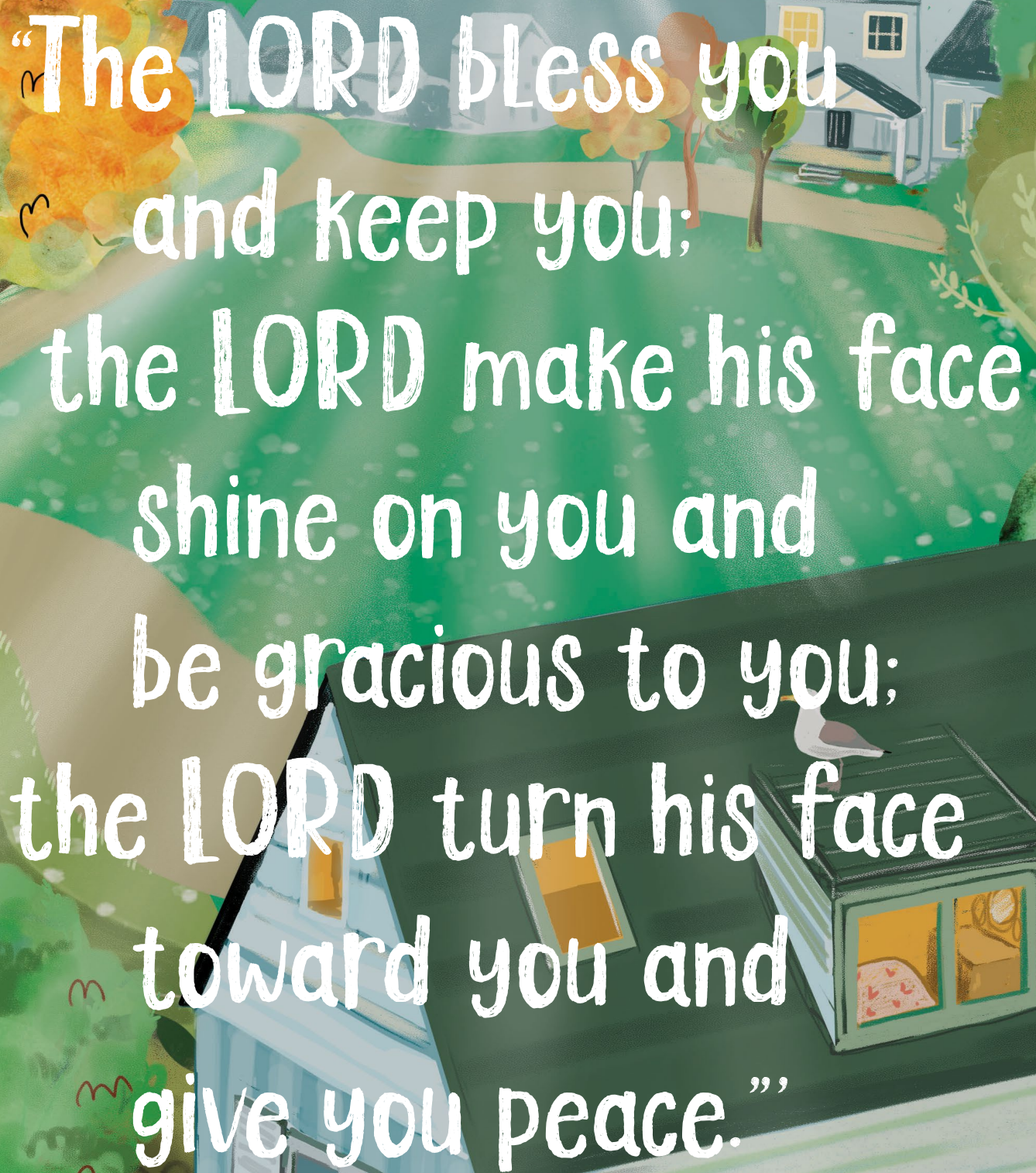
ACTIVITY GUIDE

THE AARONIC BLESSING

A soft, watercolor-style illustration of a family. A man with a beard and a woman are hugging two children. A dog is sitting on the right. The scene is set against a light, glowing circular background.

“The LORD bless you
and keep you;
the LORD make his face
shine on you and
be gracious to you;
the LORD turn his face
toward you and
give you peace.”


THE AARONIC BLESSING




“The LORD bless you
and keep you;
the LORD make his face
shine on you and
be gracious to you;
the LORD turn his face
toward you and
give you peace.”

May the Lord bless you with strength from above

and fill you with power to give and to love.



as we love one another.



These words are a gift of God's love for you ...



May God bless and keep you in all that you do.



EXTENSION ACTIVITIES

Grab your copy of *This Special Blessing For You* and explore the meaning of God's blessings with these fun extension activities.

- 1. "Hands Up High" Game:** In this game, families will pretend to receive blessings from God while reciting the Aaronic Blessing. Parents can lead by saying the words, "May the Lord bless you and keep you" as they lift each child's arms up high. The children will then take turns leading by saying the next part of the Blessing, "May the Lord make His face shine upon you and be gracious to you." The game is won when every member of the family feels blessed and is smiling from ear to ear.
- 2. Gratitude Jar:** This activity involves creating a jar filled with blessings. Each family member writes one thing they are thankful for each day and places it in the jar. At the end of the week, the family reads the notes together and recites the Aaronic Blessing.
- 3. Craft Time:** The family can work on a craft project together to remind them of the Aaronic Blessing and its significance. For example, they can create a wall hanging with the words of the blessing on it, or make bracelets with different parts of the blessing on each bead.
- 4. Musical Blessings:** Create a family band and sing the Aaronic Blessing to a catchy tune. Encourage everyone to participate, using their voices and musical instruments.
- 5. Kindness Challenge:** Each family member will choose one person they'd like to bless and then perform an act of kindness towards them. After the act of kindness, the family can recite the Aaronic Blessing as a sign of good will towards everyone.
- 6. Blessing Walk:** Take a walk together and observe nature, each family member taking a turn to recite the next part of the Aaronic Blessing. End the walk with a picnic and reciting the entire blessing together.
- 7. Blessing Day:** Designate a day of the week where the family focuses on blessing others. This can include baking cookies for neighbors, sending positive messages to friends, or volunteering at a local charity. End the day with the Aaronic Blessing, thanking God for His blessings.
- 8. Family Movie Night:** Choose a movie with a positive message that relates to the Aaronic Blessing. Discuss how the movie's characters display the values in the blessing.
- 9. Memory Book:** Create a memory book of all the blessings the family has experienced over the years. Each family member will write one blessing they are thankful for, along with an illustration, and put it in the book. The family can read the book regularly and recite the Aaronic Blessing together.
- 10. Blessing Box:** This activity involves creating a "blessing box" where each family member will write a blessing or a prayer request on a piece of paper and put it in the box. Once a week, the family can go through the box, praying for each other and reciting the Aaronic Blessing over each person's request.

THIS SPECIAL
BLESSING FOR YOU

9780310154761



This Special Blessing For You uses words and phrases that help children better understand what God wants to communicate to them. Each promise and declaration is based on the Aaronic Blessing found in Numbers 6:23–27: “The Lord bless you and keep you; The Lord make his face shine on you and be gracious to you; The Lord turn his face toward you and give you peace.”

ABOUT THE AUTHORS



Eric and Meredith Schrottenboer are both storytellers at heart. Eric is an award-winning filmmaker and music composer. Meredith is an award-winning journalist and news anchor. Eric has his Master of Divinity and leads biblical study trips to Israel and Jordan through his ministry, The Acacia Project. Meredith is a certified enneagram coach and facilitator. Together, they launched Fresh Wind Studios, where they create resources that help children and families better understand the historical, geographical, and cultural context of the Bible. They are the creators of the award-winning Christmas resource *The Wandering Wise Men*, and the award-winning picture books *The Youngest Disciple*, *The Mouse in the Manger*, and *Hear, O Little One: In the Morning and in the Evening*. Eric and Meredith live in Holland, MI, with their two children, Meryn and Judah.

ericandmeredithschrottenboer.com

 ZONDERkidz™